

Previous Knowledge for KS1

Essential knowledge for EYFS

Collage

Simple collage can be created by gluing a range of materials onto a background

- paper, magazine cuttings, fabric, found objects etc
- Explore** tactile qualities of materials and textiles.

Textiles and Materials

Select and combine materials and textiles to **make** patterns and pictures.

Essential Knowledge for KS1

Collage -Represent a given idea based on properties such as colour or texture.

Cut, fold, crumple, tear and overlap a range of materials working on different scales

Convey clear intentions in an image e.g. based on a story.

Textiles and Materials -**Explore** Sort, match, name materials- natural and manmade

Design and make Join, position and manipulate materials with tying, gluing, simple stitching.

Weave on simple frames for different effects.

Decorate Use paints, dyes, crayons and other media to make designs on textiles.

What a load of Rubbish!

EYFS KS1

Collage

Textiles and Materials


KS1 examples



Weaving



Eric Carle



Collage



Printing on tissue paper collages

Vocabulary

material	What something is made of
manmade	A made material like plastic
natural	A material in nature/ earth
textile	A fabric made from fibres like wool or cotton
yarn	Like wool to weave or knit with
thread	Used for sewing
recycled	Objects made from materials that can be made into new things in a factory- like glass or metal and some plastics.
collage	Sticking materials onto a background to explore or make a picture.
weaving	Winding yarn around a frame and decorating or interlocking materials into the yarn.
felting	Wetting and rubbing fleece to make a textile.
binding	Winding yarn or thread around materials or objects.



Weavings by Sheila Hicks



Textile Art by Sheila Hicks


Stimulus

Topic links- Science MATERIALS- Sorting and labelling materials. Recycling discussions/ books

Books/art of Eric Carle- explore biography/ books/ media/ how to <https://eric-carle.com/>

Textile Artist- Sheila Hicks- weaving and textile explorations. Explore her art work through an online search. Binding or felting sticks/ stones/ weaving

Weaving on frames- manmade/ natural



Felting or binding sticks/



Recycling collages



Printing on tissue paper for collage



Skills development

Sort, match and name materials- natural and manmade. Sketch and label.

Cut, fold, crumple, tear and overlap a range of materials and assemble as collages.

Paint and print on papers then use to assemble collages. Use Eric Carle stories as stimulus.

Felt or bind yarn over sticks and stones exploring texture- yarn and fibres to textiles..


Paper weaving/ collaborative weaving on large frames/ weaving in nature/ with recyclable material.

Finished Pieces

A collage using recycled materials and/or painted printed tissue paper/ overlapping/ using different shapes and textures- processed base exploring materials or making a character/ animal/ picture/ story.

A weaving using recyclable materials including papers/ plastics/fabric/ threads/ yarns or outdoor objects and materials.

Artist Knowledge **Eric Carle** was born in 1929 and died in May of 2021. During his 82 years, he wrote and illustrated over 70 children's books. His most popular book was the "Very Hungry Caterpillar." The book sold over 50 million copies and was translated into 69 languages. Carle illustrated all of his books with his signature painted paper collage techniques. The art method quickly became his trademark. In fact, many parents and children recognize his works because of the illustrations, not his name.



Sheila Hicks was born in 1934. She is 87. Sheila Hicks is an American artist. She is known for her innovative and experimental weavings and sculptural textile art pieces that use distinctive colours, natural materials, and personal stories. Since 1964, she has lived and worked in Paris, France.

She has exhibited all over the world and has an exhibition at the Hepworth Gallery in Wakefield **Yorkshire** this year.

Sketch Book opportunities (Annotated with comments)

Using different pencils and drawing tools in different ways/ on different papers. Eg. Sketching with pens/ paints on newspaper/recycled paper.

Sketching characters and pictures from Eric Carle's books.

Sketching recyclable materials and objects- eg plastic bottles/ tins

Make sketches for finished pieces.